




## Pilot Bearing (12.21.45)

### Special Service Tools



Pilot (spigot) bearing installer/clutch alignment  
303-1096

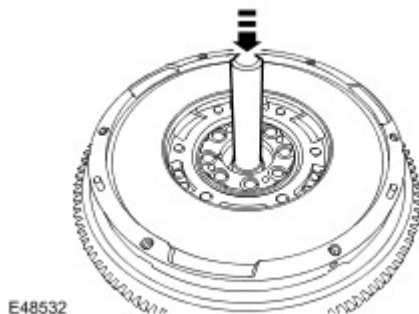
### Removal

1.  **WARNING:** Do not work on or under a vehicle supported only by a jack. Always support the vehicle on safety stands.

Raise and support the vehicle.

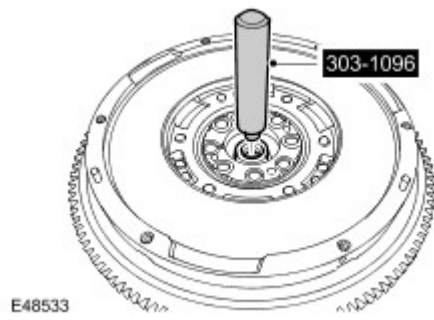
2. Remove the flywheel. For additional information, refer to [Flywheel \(12.53.07\)](#) (Section 303-01)
3. Remove the pilot bearing.

▶ With the flywheel supported, use a drift.



### Installation

1. Using the special tool, install the pilot bearing.  
▶ Clean the component mating faces.



2. Install the flywheel. For additional information, refer to [Flywheel \(12.53.07\)](#) (Section 303-01)